

Walsall Job Vacancy Insight Report

January to March 2026

Current Job Posting Trends¹

Walsall Overview

- Between January to March 2026 (inclusive), there were 4,201 unique job adverts for roles recorded in Walsall. This number of postings is average compared to all local authority districts. Over the past year, this has decreased by 22.4%, compared to a decrease of 20.4% across the UK.
- During this period, there were 3,338 unique job postings. This number of postings is average compared to all local authority districts. Over the past year, this has decreased by 20.4%, compared to a decrease of 21.0% across the UK.

Demand and Interest Trend:



- Comparing the final week of the quarter with the week at the start of the quarter, live postings have increased by 39.7% and new job postings decreased by 431.8%. This shows a strong increase in labour market demand over the quarter.
- More recent trends show that live postings increased by 3.7% in the last 30 days of job posting activity, whereas new postings decreased by 24.8% showing significant decline in labour market demand following a sharp rise in the first half of the period.
- By comparing interest quotient and demand, we can identify where there are mismatches in talent/supply and demand. Interest Quotient is ranked average at 1.0.

¹ Source: All data derived from the Adzuna Analyst Tool (April 2026)

Walsall Advertised Salary

- The advertised median salary for roles over this period in Walsall was £35,868 – up by 2.4% from the previous year but 2.8% less than the overall national median salary of £36,902.

Salary Trend:



Top Occupations

- The top posted occupations below account for 13.6% of all job postings in this quarter.
- Teaching Assistant was the most in demand occupation, receiving the highest number of postings in Walsall.
- Positions for Lorry Driver were the most in demand vacancies from the employee perspective, receiving the highest interest in terms of clicks and applicants.
- Science Teachers (Secondary School) have the highest location quotient and salary.

In-Demand Occupations:

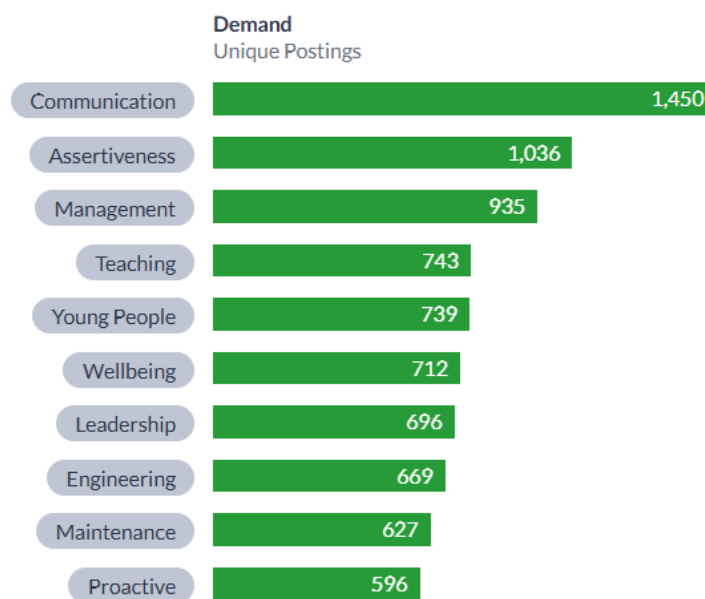
Occupation	Median Salary	Unique Postings	Location Quotient	Interest Quotient
Teaching Assistant	£24,123	80	1.83	7.02
Lorry Driver	£34,181	78	2.04	38.17
Teacher	£42,900	73	2.96	2.19
Primary School Teacher	£46,150	60	1.19	0.88
Manager	£34,500	55	0.85	3.29
Science Teacher Secondary School	£55,250	49	3.07	0.22
SEN Assistant	£24,700	46	1.49	1.76
Maintenance Engineer	£50,000	44	2.11	4.39
Social Care Worker	£26,041	44	0.85	9.87
Driver	£34,901	43	1.34	12.72

Most In-Demand Skills

- Reflecting the most advertised occupations, the biggest skills gaps are around ‘communication’, ‘assertiveness’ and ‘management’.

In-Demand Skills:

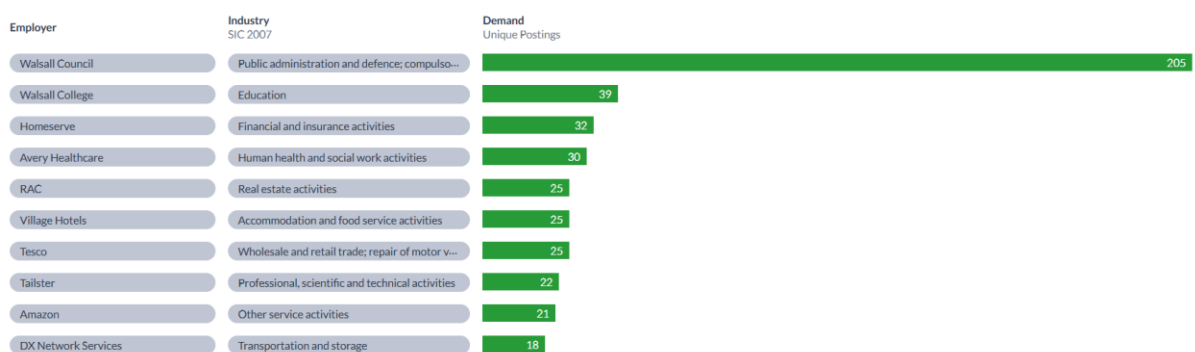
Skills most requested in postings in Walsall, 01/01/2026 - 31/03/2026



Who’s Hiring

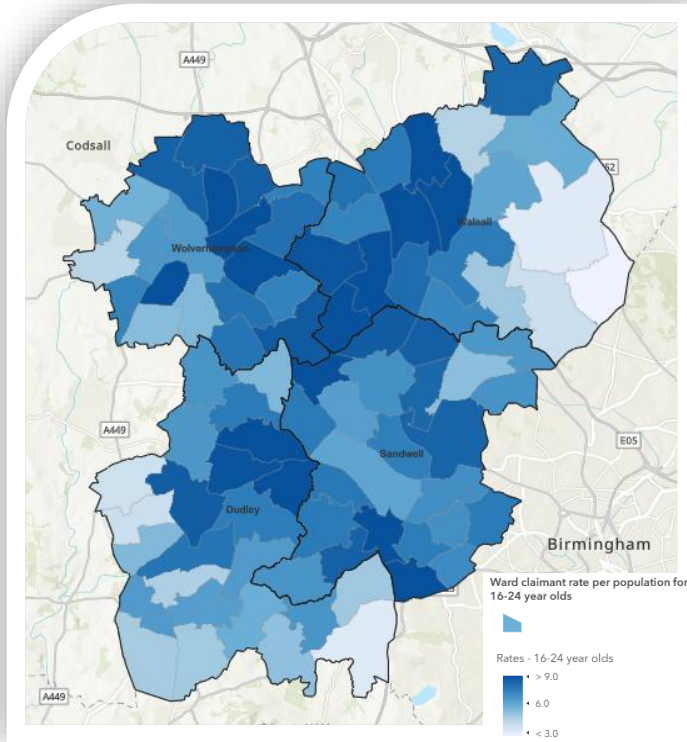
- Over the quarter Walsall Council logged the most job postings, followed by Walsall College.

Employers Hiring:



Walsall Total Claimants²

- Walsall had 10,700 claimants aged 16 years and over in March 2026, an increase of 305 (+2.9%) claimants from the previous month. Compared to March 2025, claimants in Walsall decreased by 285 (-2.6%).



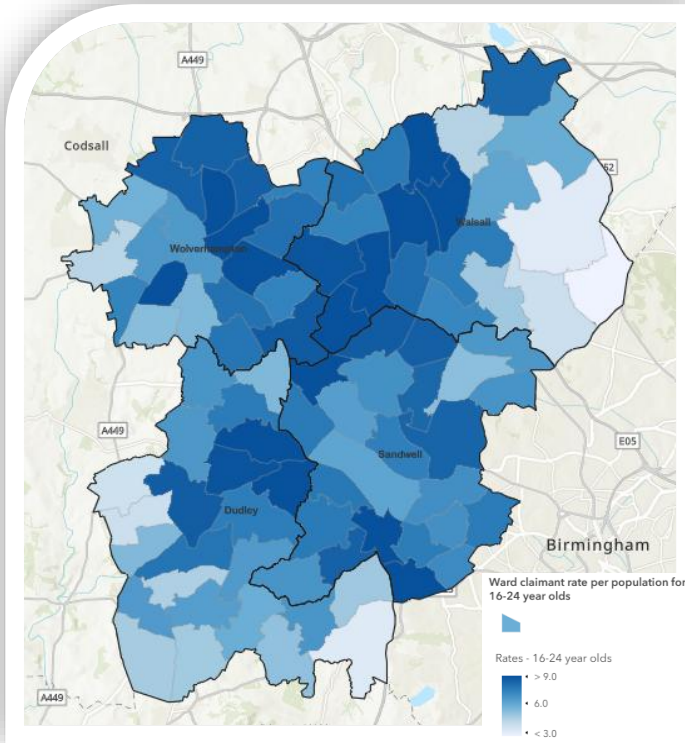
Walsall Wards	Number	Rate
Aldridge Central and South	225	2.8%
Aldridge North and Walsall Wood	250	3.2%
Bentley and Darlaston North	645	7.1%
Birchills Leamore	895	8.3%
Blakenall	915	8.2%
Bloxwich East	545	6.7%
Bloxwich West	475	5.8%
Brownhills	355	4.3%
Darlaston South	840	7.3%
Paddock	320	3.8%
Palfrey	970	8.5%
Pelsall	190	2.9%
Pheasey Park Farm	215	3.0%
Pleck	1,005	8.8%
Rushall-Shelfield	290	3.8%
Short Heath	325	4.6%
St Matthew's (Walsall)	990	8.2%
Streetly	135	1.8%
Willenhall North	385	5.0%
Willenhall South	735	6.2%

- Out of the 20 wards within Walsall, 13 were above the UK average of 4.0%.
- The wards with the highest number of claimants as a percentage of residents aged 16 years and over were Pleck at 8.8%, Palfrey at 8.5% and Birchills Leamore at 8.3%.

² Office for National Statistics (ONS) / Department for Work and Pensions (DWP), claimant counts, released April 2026.

Walsall Youth Claimants

- Walsall had 2,485 youth claimants in March 2026, an increase of 55 youth claimants (+2.3%) compared to the previous month. When compared to March 2025, the number of youth claimants increased by 165 (+7.1%).



Walsall Wards	Number	Rate
Aldridge Central and South	40	3.4%
Aldridge North and Walsall Wood	70	6.1%
Bentley and Darlaston North	155	9.6%
Birchills Leamore	215	11.0%
Blakenall	230	10.7%
Bloxwich East	160	11.0%
Bloxwich West	110	7.7%
Brownhills	110	8.3%
Darlaston South	195	9.7%
Paddock	75	5.0%
Palfrey	190	7.3%
Pelsall	45	4.7%
Pheasey Park Farm	45	4.1%
Pleck	190	8.1%
Rushall-Shelfield	75	6.3%
Short Heath	85	7.4%
St Matthew's (Walsall)	175	7.7%
Streetly	30	2.7%
Willenhall North	105	8.0%
Willenhall South	180	8.9%

- Challenges remain with youth claimants as 17 out of 20 wards in Walsall were above the UK average of 4.5% in March 2026.
- The wards with the highest number of claimants as a percentage of residents aged 16-24 were Bloxwich East and Birchills Leamore at 11.0%, followed by Blakenall at 10.7%.